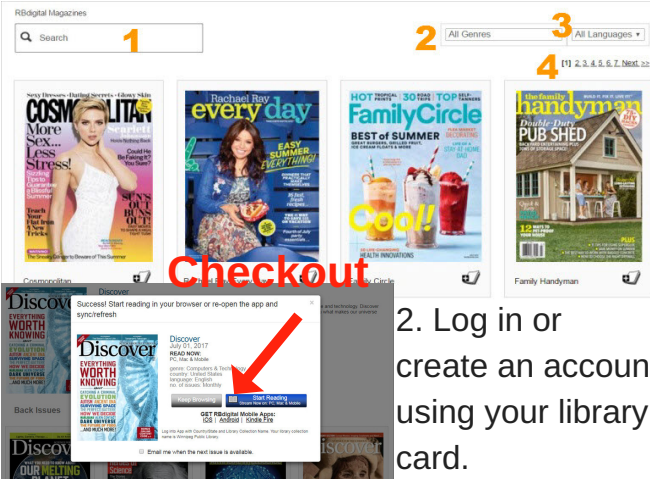


Getting Started

RBdigital can be found on www.jeffersonlibrary.net
Digital Downloads

To enjoy RBdigital's wide selection of popular magazines, follow these simple instructions.

1. Browse the collection and check out any title you like by selecting the **Checkout** icon.



2. Log in or create an account using your library card.

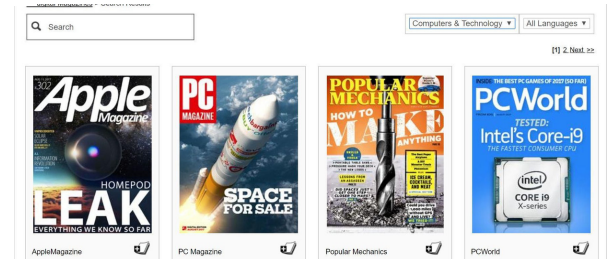
3. Click **Keep Browsing** or **Start Reading**.

You may also sign up to receive email notifications when the next issue is available.



Reading Online in Your Browser

1. Click **Start Reading** to instantly read your magazine on your computer or mobile device browser. The viewer will open a second window.
2. Toggle back to the **Magazine Collection** tab to check out additional magazines.



Managing Your Magazines

RBdigital magazines can also be read from within your personal reading collection.

1. Select the **My Collection** link to access all of your previously reading collection
2. Click on a magazine cover or the **My Collection** icon
3. Change display settings
4. Sort your personal collection by issue date, checkout date, or specific publication.
5. Remove any unwanted magazine issues by selection the **Delete/Trash** icon.

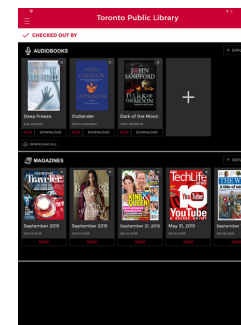
Checking Out and Reading with Mobile Apps



Enhance your reading experience with RBdigital mobile apps. Access your app store directly or from the links provided on the library collection page.



1. Download the app through your provider's store.
2. Use the **RBdigital** mobile app to read your magazines, browse additional magazines, download to your device.



Access all your RBdigital materials on this app - audiobooks, ebooks, and magazines!!



For additional help, visit the information desk or click on the ? icon.